

PRODUCT DATASHEET

ISOFLEX™-FS Isolation Kit

ISOFLEX™-FS is a fire safe isolation gasket utilizing serrated metallic cores (Flexpro®) separated by polyimide isolating film and completed with NEMA grade glass reinforced epoxy (GRE) inner and outer rings.

ISOFLEX™-FS flange isolation gasket employs industry proven metallic Flexpro® seal design with Flexitallic's proprietary corrosion mitigating sealing material, Corriculite®. The electrical isolation barrier is constructed using aerospace material, polyimide, located within the gasket core shielded from any potential damage.


ISOFLEX™-FS is fire safe per API 6FB standard and has excellent sealing performance that exceeds MESC SPE 85/300-2017 fugitive emissions class A requirement.

Polyimide Film Typical Properties:

Properties	Test Standard	Typical Value	Unit
Dielectric Strength	ASTM D149	3000	V/mil
Volume Resistivity	ASTM D257	1.0×10^{15}	Ohm cm
Tensile Strength	ASTM D882	24	ksi

Isolation Kit Components:

- 1. Isolation Gasket** – ISOFLEX™-FS, 316L SS Flexpro® cores separated by polyimide film, Corriculite® facings, G10 or G11 inner and outer rings. Additional core and facing materials available upon request
- 2. Isolation Sleeves** – Mylar, G10, G11, PTFE
- 3. Isolation Washers** – G10, G11 for non-fire safe applications, mica faced Flexpro® for fire safe applications
- 4. Metallic Washers** – Zinc plated carbon steel



Size Availability:

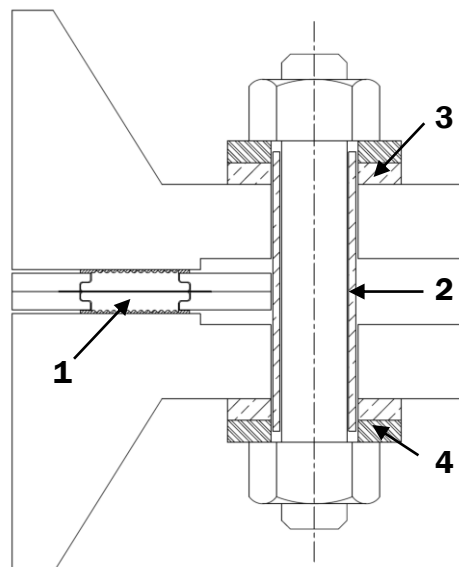
All ANSI, ASME B16.5, and AWWA sizes. Pressure classes up to 2500#.

Thickness: 1/4"

Color: Black and green

Service:

Suitable for use in critical, high pressure applications involving hot and cold water, steam, oils, fuels, gases and a wide range of general chemicals.



PRODUCT DATASHEET

Recommended Temperature Range:

Rings/Facing Material	Min. Temp. °F (°C)	Max. Temp. °F (°C)
G10/Corriculite®	-49 (-45)	302 (150)
G11/Corriculite®	-49 (-45)	392 (200)
G10/PTFE*	-200 (-129)	302 (150)
G11/PTFE*	-200 (-129)	392 (200)

*PTFE facing material is not fire safe and should be used only in applications where API 6FB fire safety is not required.

Gasket General Properties:

Properties	Typical Value	Unit
Total Resistance*	46800	MΩ
Gasket Factor M	2.0	-
Gasket Factor Y	5000	-
Relaxation Factor (P _{QR}) @ 77 °F (25 °C)	0.99	-
Relaxation Factor (P _{QR}) @ 302 °F (150 °C)	0.99	-

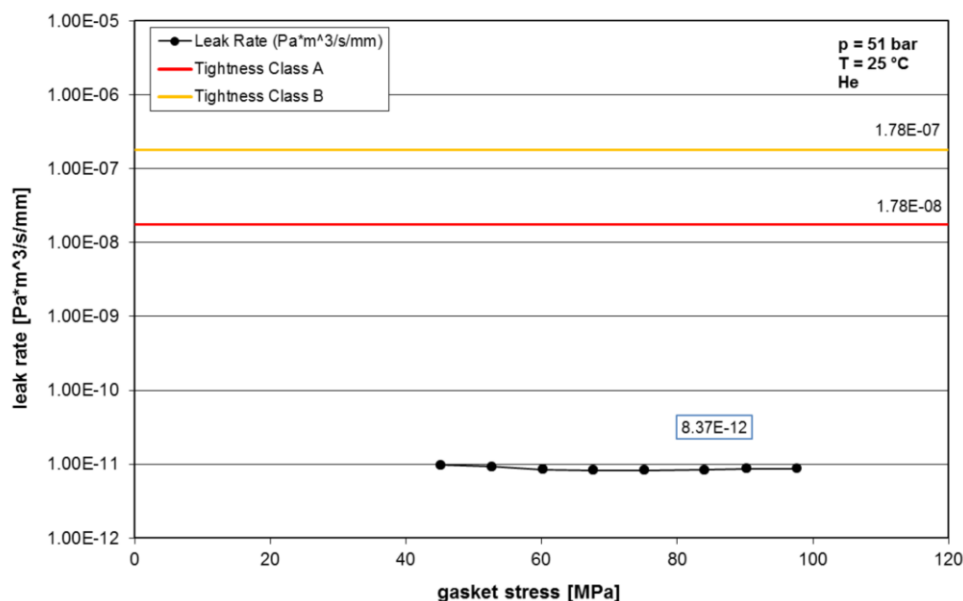
*Measured as flange-to-flange resistance per MESC SPE 85/300 2017.

GRE Components* Typical Physical Properties:

Properties	Test Standard	Typical Value	Unit
Dielectric Strength	ASTM D149	550	V/mil
Flexural Strength	ASTM D790	55	ksi
Tensile Strength	ASTM D638	50	ksi
Compressive Strength	ASTM D695	50	ksi
Water Absorption	ASTM D570	0.1	%

*GRE components of the gasket are non-load-bearing.

Tightness Test Result per MESC SPE 85/300 2017



This data sheet refers to the material as supplied. The information contained herein is given in good faith, but no liability will be accepted by the Company in relation to same.

We reserve the right to change the details given on this data sheet as additional information is acquired. Customers requiring the latest version of this data sheet should contact our Applications Engineering Department.

The information given and, in particular, any parameters, should be used for guidance purposes only. The company does not give any warranty that the product will be suitable for the use intended by the customer.