



The Right Connection™

# Instrumentation Fittings

Leakfree, reliable fittings for use in process, control and instrumentation applications.

## Applications

- high pressure
- high temperature
- nitrogen
- helium
- flammable gases
- hydraulic gases
- corrosive media

## Installation Instructions:

1. Cut tubing squarely and clean tube end thoroughly to remove burrs.
  2. Insert the tubing into the assembly making sure the tubing seats firm against the shoulder of the body and the nut is finger tight.
  3. Tighten the nut with a wrench 1¼ turns, while holding the body with a second wrench.
- Instrumentation fittings come completely assembled.

## Suggested Working Pressures

wall thickness	.028	.035	.049	.065	.083	.095	.109
¼"	4,000	5,100	7,500	10,100	---	---	---
3/8"	---	3,300	4,700	6,600	---	---	---
½"	---	2,600	3,700	5,000	6,600	---	---
5/8"	---	---	2,900	3,900	5,200	6,000	---
¾"	---	---	2,400	3,200	4,200	4,900	5,700

## Features

- fully interchangeable with Swagelok® and Parker A-Lok® fittings
- double collet (ferrule) swaging action
- two positive seal points
- ASTM material construction
- material: 316 stainless steel
- temperature ratings: **-325°F to 1200°F** (-198°C to 648°C)
- pressure ratings: see chart to the left

Ratings listed are for reference only.

## Safety Guidelines:

- Never connect, disconnect or remake a fitting with pressure in the system.
- Make sure all fittings are properly installed.
- It is not recommended to go beyond the pressure rating of the tubing. Elongation could occur in the tubing, shrinking the wall thickness and cause potential harm.
- For proper sealing it is recommended that the tubing and fittings be of like material.
- Always use proper thread lubricant and sealants on tapered pipe threads.
- Never bleed a system by loosening a fitting.

## 316 Stainless Steel Connectors

Tube OD	NPT	Interchanges	Male Part #	Interchanges	Female Part #	Pkg Qty
1/4"	1/8"-27	400-1-2	<b>4-DMC-2</b>	400-7-2	<b>4-DFC-2</b>	10
	1/4"-18	400-1-4	<b>4-DMC-4</b>	400-7-4	<b>4-DFC-4</b>	10
	3/8"-18	400-1-6	<b>4-DMC-6</b>	---	---	10
	1/2"-14	400-1-8	<b>4-DMC-8</b>	---	---	10
3/8"	1/4"-18	600-1-4	<b>6-DMC-4</b>	600-7-4	<b>6-DFC-4</b>	10
	3/8"-18	600-1-6	<b>6-DMC-6</b>	---	---	10
	1/2"-14	600-1-8	<b>6-DMC-8</b>	600-7-8	<b>6-DFC-8</b>	10
1/2"	1/4"-18	810-1-4	<b>8-DMC-4</b>	---	---	10
	3/8"-18	810-1-6	<b>8-DMC-6</b>	---	---	10
	1/2"-14	810-1-8	<b>8-DMC-8</b>	810-7-8	<b>8-DFC-8</b>	10
5/8"	1/2"-14	1010-1-8	<b>10-DMC-8</b>	---	---	10
3/4"	1/2"-14	1210-1-8	<b>12-DMC-8</b>	---	---	10
	3/4"	1210-1-12	<b>12-DMC-12</b>	---	---	10



male connector




female connector

## 316 Stainless Steel Elbows

Tube OD	NPT	Interchanges	Male Part #	Interchanges	Female Part #	Interchanges	Union Part #	Pkg Qty
1/4"	1/8"-27	400-2-2	<b>4-DME-2</b>	---	---	400-9	<b>4-DME-2</b>	10
	1/4"-18	400-2-4	<b>4-DME-4</b>	400-8-2	<b>4-DFE-2</b>	---	<b>4-DME-4</b>	10
3/8"	1/4"-18	600-2-4	<b>6-DME-4</b>	600-8-4	<b>6-DFE-4</b>	600-9	<b>6-DME-4</b>	10
	3/8"-18	600-2-6	<b>6-DME-6</b>	---	---	---	<b>6-DME-6</b>	10
1/2"	1/2"-14	810-2-8	<b>8-DME-8</b>	810-8-8	<b>8-DFE-8</b>	810-9	<b>8-DME-8</b>	10
3/4"	1/2"-14	1210-2-8	<b>12-DME-8</b>	---	---	---	<b>12-DME-8</b>	10
	3/4"	1210-2-12	<b>12-DME-12</b>	---	---	---	<b>12-DME-12</b>	10



male




female



union

### 316 Stainless Steel Reducers


Tube OD	Interchanges	Part #	Pkg Qty
1/4" x 1/8"	400-R-2	<b>4-DRATT-2</b>	10
3/8" x 1/4"	600-R-4	<b>6-DRATT-4</b>	10
3/8" x 1/2"	600-R-8	<b>6-DRATT-8</b>	10
1/2" x 3/4"	810-R-12	<b>8-DRATT-12</b>	10
3/4" x 1/2"	1210-R-8	<b>12-DRATT-8</b>	10



reducer


### 316 Stainless Steel Tees

Tube OD	NPT	Interchanges	Male Branch Part #	Interchanges	Male Run Part #	Interchanges	Union Part #	Pkg Qty
1/4"	1/4"-18	400-3-4TTM	<b>4-DTTM-4</b>	400-3-4TTM	<b>4-DTMT-4</b>	400-3	<b>4-DTTT-4</b>	10
3/8"	1/4"-18	---	---	600-3TMT	<b>6-DTMT-4</b>	600-3	<b>6-DTTT-6</b>	10
1/2"	---	---	---	---	---	810-3	<b>8-DTTT-8</b>	10



male branch

male run



union

### 316 Stainless Steel Caps

Tube OD	Interchanges	Part #	Pkg Qty
1/4"	400-C	<b>4-DCAP</b>	10
3/8"	600-C	<b>6-DCAP</b>	10
1/2"	810-C	<b>8-DCAP</b>	10



cap

### 316 Stainless Steel Plugs

Tube OD	Interchanges	Part #	Pkg Qty
1/4"	400-P	<b>4-DFPLUG</b>	10
3/8"	600-P	<b>6-DFPLUG</b>	10
1/2"	810-P	<b>8-DFPLUG</b>	10



plug

### 316 Stainless Steel Ferrules

Tube OD	Interchanges	Front Ferrules Part #	Interchanges	Rear Ferrules Part #	Interchanges	Ferrule Sets Part #	Pkg Qty
1/4"	403-1	<b>DFC-4</b>	404-1	<b>DRC-4</b>	400SET	<b>DCSET-4-10</b>	10
3/8"	603-1	<b>DFC-6</b>	604-1	<b>DRC-6</b>	600SET	<b>DCSET-6-10</b>	10
1/2"	813-1	<b>DFC-8</b>	814-1	<b>DRC-8</b>	800SET	<b>DCSET-8-10</b>	10



front ferrule



rear ferrule

### 316 Stainless Steel Unions

Tube OD	Interchanges	Union Part #	Pkg Qty	Tube OD	Interchanges	Bulkhead Part #	Pkg Qty
1/4" x 1/4"	400-6	<b>4-DU</b>	10	1/4"	400-61	<b>4-DBHU-4</b>	10
3/8" x 1/4"	600-6-4	<b>6-DU-4</b>	10	3/8"	600-61	<b>6-DBHU-6</b>	10
3/8" x 3/8"	600-6	<b>6-DU</b>	10	1/2"	810-61	<b>8-DBHU-8</b>	10
1/2" x 1/2"	810-6	<b>8-DU</b>	10				



union



bulkhead

### 316 Stainless Steel Nuts

Tube OD	Interchanges	Part #	Pkg Qty
1/4"	402-1	<b>DN-4</b>	10
3/8"	602-1	<b>DN-6</b>	10
1/2"	812-1	<b>DN-8</b>	10



nut

Dixon's couplings and retention devices are designed to work safely for their intended use. The selection of the proper hose, coupling and retention device, and the proper application of the coupling to the hose are of utmost importance.

Users must consider the size, temperature, application, media, pressure and hose and coupling manufacturer's recommendations when selecting the proper hose assembly components. Dixon recommends that all hose assemblies be tested in accordance with the Rubber Manufacturers Association's recommendations and be inspected regularly (before each use) to ensure that they are not damaged or have become loose. Visit RMA.org for more information. Where safety devices are integral to the coupling, they must be working and utilized. The use of supplementary safety devices such as safety clips or safety cables are recommended. If any problem is detected, couplings must be removed from service immediately.

Dixon is available to consult, train and recommend the proper selection and application of all fittings we sell. We strongly recommend that distributors and end users make use of Dixon's Testing and Recommendation Services. Call 877-963-4966 or click [dixonvalve.com](http://dixonvalve.com) to learn more.

**Dixon Valve & Coupling Co.**  
 800 High Street • Chestertown, MD 21620  
 ph 800.355.1991 • fx 800.283.4966  
[www.dixonvalve.com](http://www.dixonvalve.com)